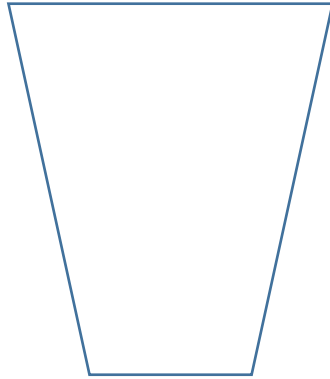
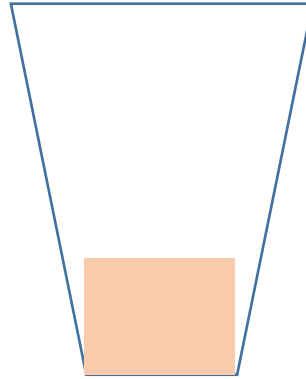


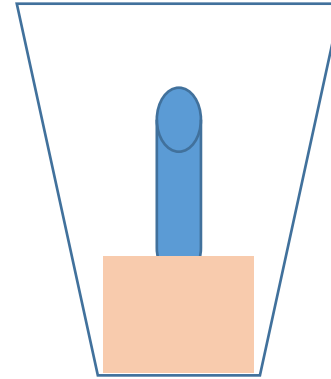
To use color smoke cartridges in a clay flower pot or tin can – small baked bean tins are great!  
If you prefer, brush or spray paint your pot first, with ½ blue, ½ pink or a gender neutral color –  
black, white, orange etc.



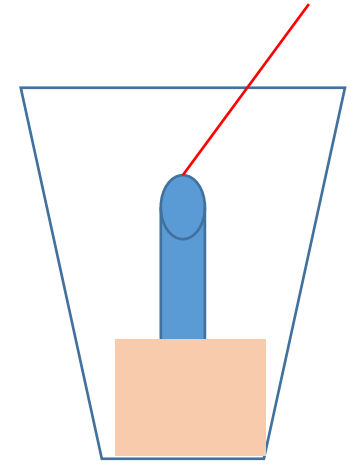
Use a clay flower pot or small can.  
If you wish, paint first.



Put enough sand or clean soil in pot so that the smoke cartridge is approx 1/3 in sand. Press sand firmly around cartridge.



Push in smoke cartridge so that the color end is UP!



Light the end of the smoke cartridge.

